

2017 뉴질랜드 워킹 홀리데이 신청하는 방법

2017 년 5 월 16 일, 뉴질랜드 시각 오전 10 시(한국시각 오전 7 시)부터 올해 워킹 홀리데이 신청을 시작합니다.
먼저, 2017 뉴질랜드 워킹 홀리데이 비자 내용을 살펴볼까요?

접수 날짜 및 시간 : 2017 년 5 월 16 일 뉴질랜드 시각 오전 10 시 (한국 시각 오전 7 시)

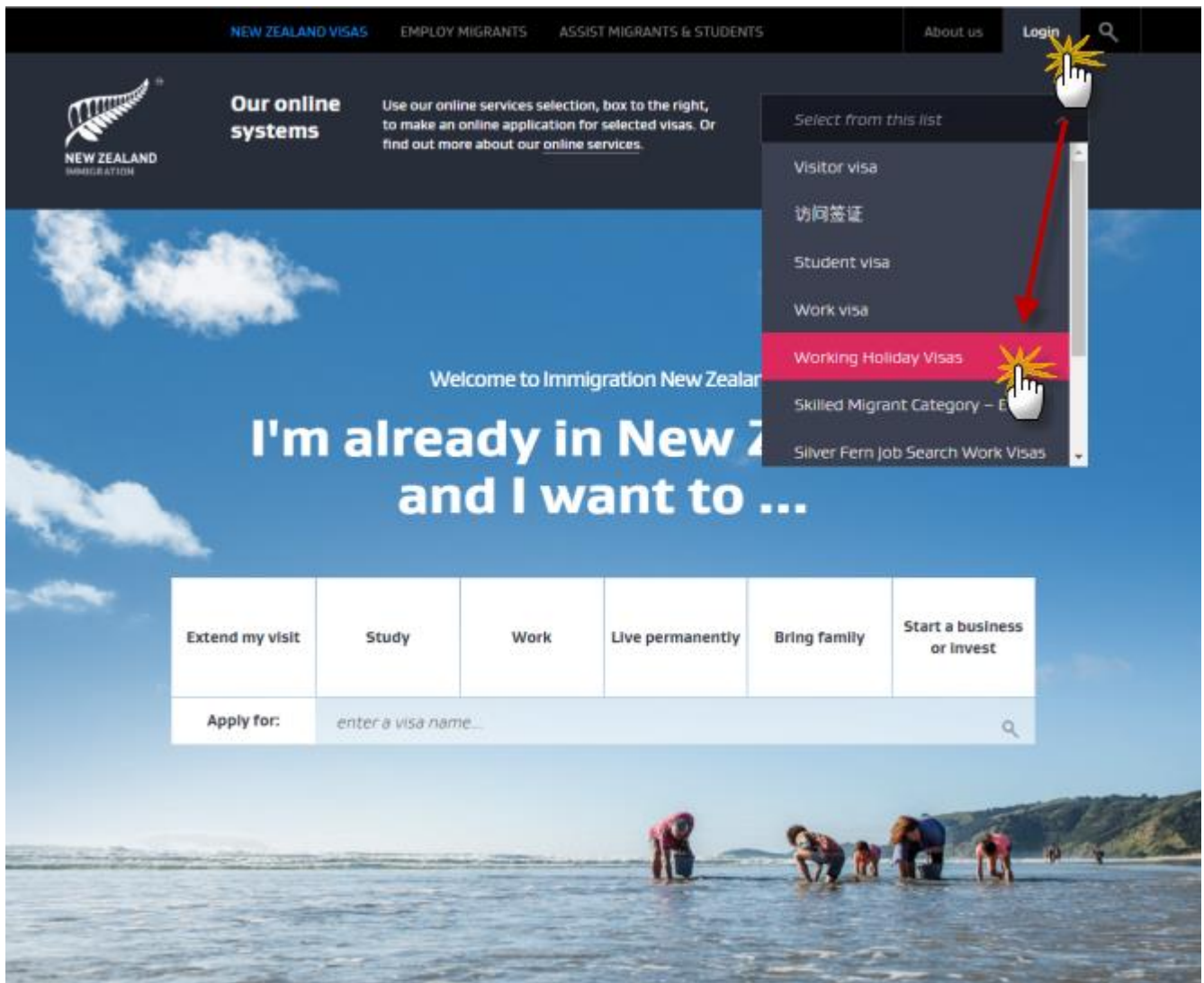
접수 가능 인원 : 3,000 명 선착순

어학연수 가능 기간 : 6 개월

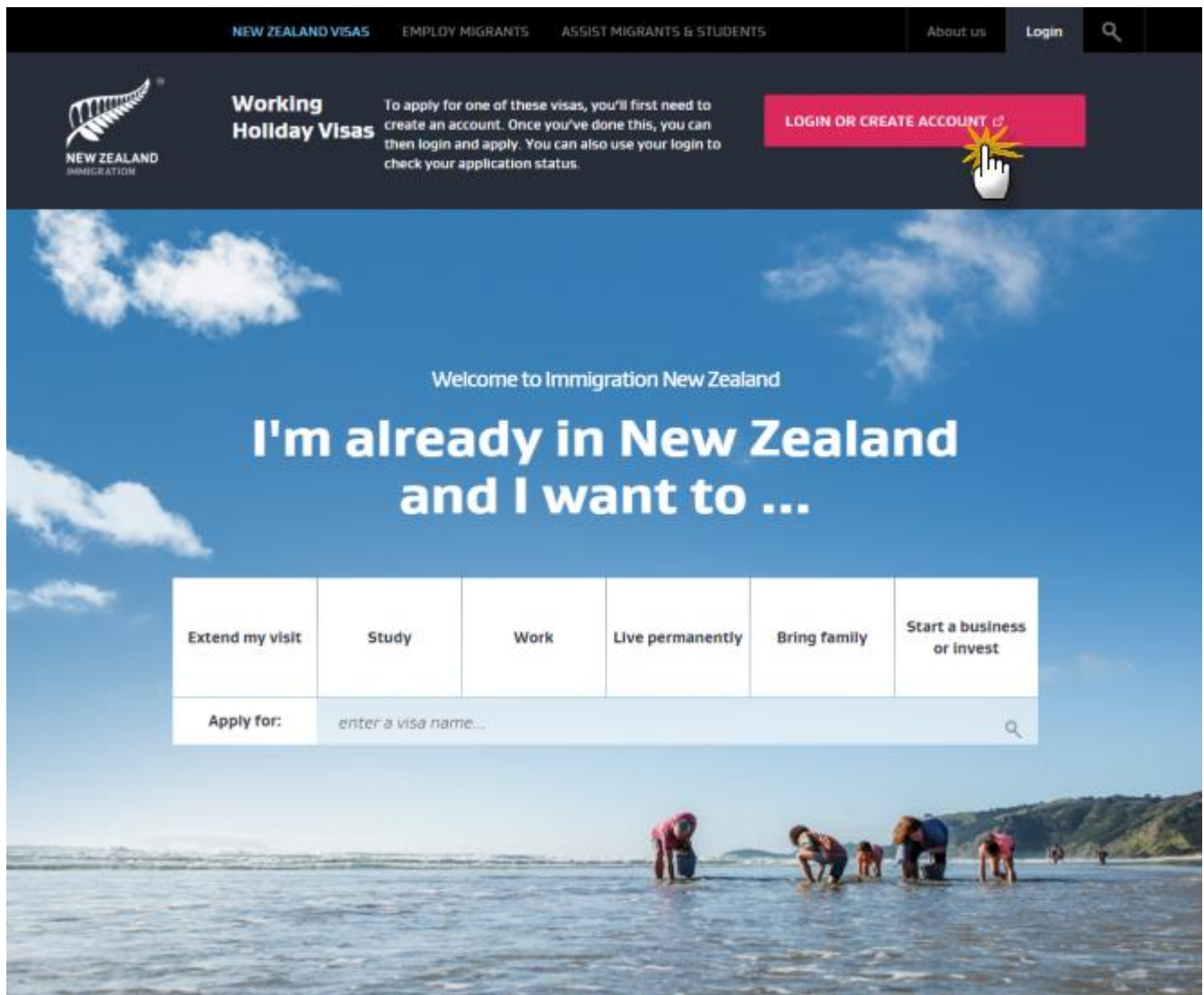
일할 수 있는 기간 : 한 고용주 아래서 1 년 이하

**준비물 : 유효 기간이 충분한 여권, 주민등록증 또는 운전면허증, 그리고 비자 신청비를 결제할 Visa 나 Master
신용 카드(체크 카드는 X)**

뉴질랜드 이민성 홈페이지 <https://www.immigration.govt.nz> 로 가서 우상단 'Login'을 클릭하고 'Working Holiday Visa' 를 클릭합니다.



LOGIN OR CREATE ACCOUNT를 클릭합니다.



The screenshot shows the Immigration New Zealand website. At the top, there is a navigation bar with links: NEW ZEALAND VISAS, EMPLOY MIGRANTS, ASSIST MIGRANTS & STUDENTS, About us, and Login. Below the navigation bar, there is a section for Working Holiday Visas. To the left of this section is the New Zealand Immigration logo. To the right is a pink button that says "LOGIN OR CREATE ACCOUNT" with a cursor icon pointing at it. Below this section, there is a large blue banner with the text "Welcome to Immigration New Zealand" and "I'm already in New Zealand and I want to ...". Below the banner, there is a table with six columns: Extend my visit, Study, Work, Live permanently, Bring family, and Start a business or invest. Below the table, there is a search bar with the text "Apply for:" and "enter a visa name...".

Extend my visit	Study	Work	Live permanently	Bring family	Start a business or invest
Apply for:	enter a visa name...				

그렇게 되면 다음과 같이 새로운 창이 켜지게 됩니다.

In New Zealand, it's 11:28 AM on Thursday 11 May

IMMIGRATION NEW ZEALAND

Home > Login

Search

Apply online

Use our online services to:

- make an online application for selected visas
- check the status of an application you have submitted.

Select from the list

Working Holiday visa ▼ [Use our visa options check to find the right visa for you.](#)

Apply for a working holiday visa

- Immigration New Zealand will delete any unsubmitted applications before opening each working holiday scheme (WHS).
- Before you start your application, make sure you have all the correct information on hand.
- Check the following information is exactly the same in your passport as in your application:
 - name,
 - date of birth
 - passport number and its expiry date - do not use your national identity number.
- You must only use letters from the English alphabet when completing your online application. If your name contains non-English letters, copy the English spelling of your name from the machine-readable zone that appears at the bottom of the bio data page of your passport (the machine readable zone starts with << and ends with >>). E.g. if your name contains the non-English letter 'o', it will appear as 'oe' in the machine-readable zone.
- You must only apply for the WHS from the same country as the passport you will use to travel to New Zealand. E.g. if you intend to travel to New Zealand on a Taiwan passport, you can only apply for the Taiwan WHS.

New users
To get started, you need to [create an account](#)

Login

User name

Password

Login

[Forgotten password?](#) [Can't login?](#)

Valid email address

온라인 비자 신청을 하기 위해서는 뉴질랜드 이민성에 계정 등록을 해야합니다. 이 단계는 '**Create an account**'를 클릭하여 계정을 만드시면 됩니다. (이미 계정을 만드신 분은 이 과정을 넘어가시면 됩니다.)

(1) 계정을 만드실 때에는 반드시 여권상의 이름을 정확하게 입력해야 합니다.

(2) 유의하셔야 할 점이 바로 **이메일 주소** 입니다. 뉴질랜드 이민성에서는 회원과 연락을 이메일로 먼저 하기 때문에 가장 많이 사용하는 이메일 주소를 입력해야 합니다.

About Your User Name and Password

It's important that you remember your User name and Password because you will need to use these details each time you want to access the services on the site. So choose something that you will remember.

You could lose access to your personal information if you can't provide the correct User name. You will also be responsible for any incorrect or unauthorised use of your User name and Password. Find out more about our [Terms of Use](#).

About your Email Address

Please select an email address that you will have access to during your application. We will use it to contact you about your application and you will need it if you want to change your Password.

All fields with an asterisk * must be completed.



Registration Details

First Name (as shown in passport):

Family Name (as shown in passport):

Email Address:
e.g. name@company.co.nz

Enter a User Name:

Enter a Password:

The password you choose:
Must be of at least 7 and no greater than 15 characters
Must contain a combination of at least one character from a minimum of three different character sets:

- lowercase letters (a-z)
- uppercase letters (A-Z)
- digits (0-9)
- any punctuation or special character from your keyboard

For example: Joe#965, welc0mE!, 56\$alpha.

Confirm your Password:

Select a Secret Question:

Enter the answer to the selected secret question:

By registering to use this service, you agree to the [Terms of Use](#) as outlined

(3) 회원 가입을 마치면 입력한 이메일 주소로 인증 메일이 발송이 됩니다. 뉴질랜드 이민성에서 보낸 메일이 확인되면 회원 가입은 문제 없이 성공적으로 완료된 것입니다. 가입한 **아이디와 패스워드, 꼭 기억하세요!**

다음과 같은 메일을 뉴질랜드 이민성으로부터 받으셨다면 홈페이지 가입 완료가 된 것입니다.


Immigration New Zealand – Online Services registration confirmation
관련편지검색

보낸 사람 : <onlineservices@mbie.govt.nz> 17.05.10 14:49 | 주소추가 | 수신차단
 받는 사람 : 주소추가
 보낸 날짜 : 2017년 5월 10일 수요일, 14시 49분 00초 +0900

This is an automated message. Please do not reply.

Dear

Your registration as for Immigration New Zealand Online Services is now complete.

You can now use Online Services to customise your homepage, and save references and links to resources you want to access quickly. It also provides access to:

- Expression of Interest - where you can register your interest in migrating to New Zealand as a Skilled Migrant.
- Working Holiday Scheme - where you can apply for a working holiday visa.
- Silver Fern Job Search application - where you can apply for a Silver Fern Job Search visa.

To manage your homepage and access these tools, log in to Online Services at: <https://www.immigration.govt.nz/secure/default.htm>.

NEED HELP?

Visit our website www.immigration.govt.nz/faqs/ and search our information database or submit a question.

If you are in New Zealand, you can also phone the Immigration Contact Centre toll free on 0508 55 88 55 or 09 914 4100. Immigration Officers are available to help between 7am and 7pm (NZ Time) Monday to Friday, excluding New Zealand public holidays.

Kind regards,
Immigration New Zealand, a Service of the Ministry of Business, Innovation and Employment.

www.govt.nz - your guide to finding and using New Zealand government services

Any opinions expressed in this message are not necessarily those of the Ministry of WorkSafe New Zealand. This message and any files transmitted with it are confidential and solely for the use of the intended recipient. If you are not the intended recipient or the person responsible for delivery to the intended recipient, be advised that you have received this message in error and that any use is strictly prohibited. Please contact the sender and delete the message and any attachment from your computer.

이제 만든 계정으로 로그인합니다.

In New Zealand, it's 11:31 AM on Thursday 11 May

[Home](#) > [Login](#)

Apply online

Use our online services to:

- make an online application for selected visas
- check the status of an application you have submitted.

Select from the list

Working Holiday visa

[Use our visa options check](#) to find the right visa for you.

Apply for a working holiday visa

- Immigration New Zealand will delete any unsubmitted applications before opening each working holiday scheme (WHS).
- Before you start your application, make sure you have all the correct information on hand.
- Check the following information is exactly the same in your passport as in your application:
 - name,
 - date of birth
 - passport number and its expiry date - do not use your national identity number.
- You must only use letters from the English alphabet when completing your online application. If your name contains non-English letters, copy the English spelling of your name from the machine-readable zone that appears at the bottom of the bio data page of your passport (the machine readable zone starts with << and ends with >>). E.g. if your name contains the non-English letter 'o', it will appear as 'oe' in the machine-readable zone.
- You must only apply for the WHS from the same country as the passport you will use to travel to New Zealand. E.g. if you intend to travel to New Zealand on a Taiwan passport, you can only apply for the Taiwan WHS.

New users

To get started, you need to [create an account](#).

Login

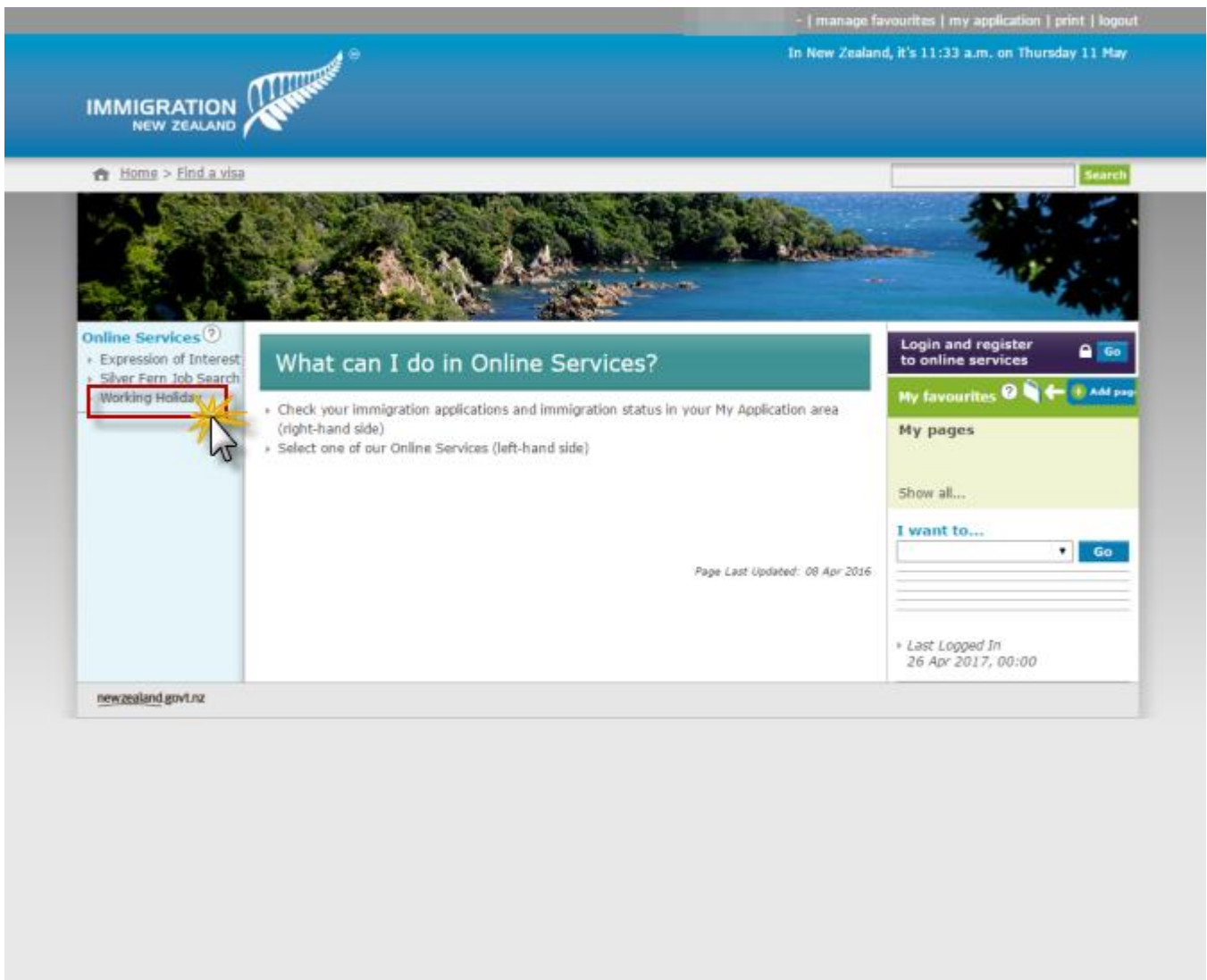
User name

Password

[Forgotten password?](#)
[Can't login?](#)

Valid email address

로그인을 하여 접속하면 아래와 같은 화면이 보입니다. 'Online Services' 에서 'Working Holiday' 를 클릭합니다.



클릭과 동시에 새로운 창이 뜹니다. 'Select an option' 에서 우리나라, "South Korea" 를 선택 후 'OK'버튼을 누릅니다. 그리고 다음 화면에서 'Apply Now' 를 누릅니다. 이제부터 총 4 개의 섹션을 작성해야 합니다.

Hello [redacted]

Welcome to the Working Holiday Schemes Online homepage.

Only passport holders from the following countries can use this service:

Argentina	Denmark	Italy	Norway	Sweden
Austria	Estonia	Japan	Peru	Taiwan
Belgium	Finland	Latvia	Philippines	Thailand
Brazil	France	Lithuania	Poland	Turkey
Canada	Germany	Luxembourg	Singapore	United Kingdom
Chile	Hong Kong SAR	Malaysia	Slovakia	United States of America
China	Hungary	Malta	Slovenia	Uruguay
Croatia	Ireland	Mexico	South Korea	Vietnam
Czech Republic	Israel	Netherlands	Spain	

Please ensure you can meet the requirements for your country's working holiday scheme. (Once you have read these, close down the popup window and return to this screen).

Applying for a working holiday visa

You need to read the [Terms and Conditions for Working Holiday Schemes Online](#) before you begin your application.

Malta
Mexico
Netherlands
Norway
Peru
Philippines
Poland
Singapore
Slovakia
Slovenia
South Korea
Spain
Sweden
Taiwan
Thailand
Turkey
United Kingdom
United States of America
Uruguay
Vietnam
Select an option

Require online payment you will need to have a Visa or Mastercard credit card debit card to pay for your application. If you do not have one of it be able to use this service.

ation details at any time and complete or edit them at a later date.

mit your application, you can delete it.

d your application, you may be asked to provide further information attend an interview.

are places are still available under your working holiday scheme. If will be able to access the online application form.

re limited places available for some schemes.

submitting your application. When payment is needed online payment

ailable places are filled.

ry from the list below and click the OK button.

OK

© 2003 Immigration New Zealand. All rights reserved. Version 19.0.4.1.

첫번째 섹션은 **Personal detail** 입니다.

이 섹션에서는 개인 정보를 확인하는 곳이니 만큼 여권에 나온 영문 이름 그대로 써야 합니다. 철자나 띄어쓰기가 하나라도 틀리면 절대! 안됩니다.

선착순 3,000 명 모집이라고 들떠있는 마음을 가라 앉히시고 차분하게 두번, 세번 꼼꼼히 입력합니다.

Working Holiday Schemes Online

Home Get help for this page Terms and Conditions Close Window

PREVIOUS SAVE COMPLETE LATER NEXT

* indicates a mandatory field.
☐ Display mandatory field error messages

The section is incomplete and/or contains errors.
 Section is complete and has no errors.

Personal Health Character Working Holiday Specifics

Personal Details Identification Occupation Details

You should complete all of the pages in this section before proceeding to the next section.
 The information about you is collected to determine your eligibility for a work visa under a Working Holiday Scheme.

Family name (as in passport)

Given name 1 (as in passport)

Given name 2 (as in passport)

Given name 3

Please state any other names you are or have ever been known by.

Preferred title

Other (please specify)

Gender

Date of birth

Country of birth

여기서 하나의 꿀팁! 우리나라 주소를 영문으로 입력하기 막막하시죠? 그럴땐 다음 링크를 클릭하세요.

www.juso.go.kr – 도로명 주소 안내 시스템.

The screenshot shows the Juso.go.kr website interface. At the top, there's a search bar with the text '서울시 종로구 세종대로' (Seoul City, Jongno-gu, Sejong-daero) entered. Below the search bar, a message says '서울시 종로구 세종대로'을(를) 검색한 결과 총 31건 입니다. (Search results for '서울시 종로구 세종대로' are a total of 31 items). The results are listed in a table with two entries:

도로명주소	지번	우편번호
1	서울특별시 종로구 세종대로 149 (세종로) 서울특별시 종로구 세종로 211 광화문빌딩 관련지번: 서울특별시 종로구 신문로1가 150, 종로 태평로1가 68 상세주소(동·층·호) 보기	우편번호 03186
2	서울특별시 종로구 세종대로 152 (세종로) 서울특별시 종로구 세종로 139-8 일민미술관 관련지번: 서울특별시 종로구 세종로 139-5, 서린동 159-3, 162-2	우편번호 03187

The first result is highlighted with a red box around the address input field, which contains the text '영문 149, Sejong-daero, Jongno-gu, Seoul'.

현재 주소를 검색창에 입력하고 오른쪽 화살표를 누르면 위와 같이 영문 주소가 나옵니다.

'Street name' 에 동,면, 구 단위까지 입력하고 'City' 에는 도시 이름

'Province' 는 경기도, 충청북도, 경상남도 등 도별 이름을 적으면 됩니다.

여기서 '서울' 이면 안 써도 되겠지요.

'Pin / ZIP code' 는 우편 번호를 입력하면 됩니다.

개인정보 마지막 칸에 'Do you have a Visa or MasterCard card available for payment?' 질문에 'Yes' 를 해야 다음으로 넘어갈 수 있습니다. 위에서 말씀드렸지만 뉴질랜드 워킹 홀리데이 온라인 신청에는 꼭 Visa 또는 MasterCard 신용 카드가 반드시 필요합니다.

다음은 **Identification** 섹션 입니다. 여권 정보와 주민등록증 또는 운전면허증을 선택하여 칸에 맞게 정보를 입력하면 됩니다. Industry 와 Occupation 을 묻는 칸에도 자신의 현재 직장 및 직업을 Search 하여 작성합니다.

PREVIOUS

SHOW

COMPLETE LATER

NEXT

- * Indicates a mandatory field.
- ☐ Display mandatory field error messages

- The section is incomplete and/or contains errors.
- Section is complete and has no errors.

Personal Health Character Working Holiday Specific

Personal Details Identification Occupation Details

You should complete all of the pages in this section before proceeding to the next section.

The information about you is collected to determine your eligibility for a work visa under a Working Holiday Scheme.

Passport Details

Please enter the details of the passport you intend to use to travel to New Zealand. Please ensure your details are correct as this information will be used to determine your entitlement to board a flight to come to, or return to New Zealand and if the details are not correct you will not be given permission to travel to New Zealand. Your information will not be shared with airline check-in agents, however a boarding message will be returned to the airline check-in agent based on the personal information you have supplied in this section.

If you are already in New Zealand please enter details of the passport you currently hold.

Passport Number

Please re-enter Passport Number

Citizenship of Passport

Passport Expiry Date

Second Form of Identification

Please enter the details of another Form of Identification you would be able to produce to prove your identity.

Identification Type

Date Document was Issued

PREVIOUS

SHOW

COMPLETE LATER

NEXT

- * Indicates a mandatory field.
- ☐ Display mandatory field error messages

- The section is incomplete and/or contains errors.
- Section is complete and has no errors.

Personal Health Character Working Holiday Specific

Personal Details Identification Occupation Details

You should complete all of the pages in this section before proceeding to the next section.

The information about you is collected to determine your eligibility for a work visa under a Working Holiday Scheme.

Occupation details – please enter details of the main occupation in which you are qualified or normally work. If you complete this section we can advise you of workplace vacancies that may be of specific interest to you.

Industry

Please enter part or all of your workplace's main activity in the search box below to return a list of matching industries and click the search button. Then select the one that most closely matches your industry. Or you can view a [full list](#) to find the industry yourself.

Selected Value:

Occupation

Please enter part or all of your job name in the search box below to return a list of matching occupations and click the search button. Then select the one that most closely matches your occupation. Or you can view the [full list](#) to find the occupation yourself.

Selected Value:

PLEASE NOTE: Your main occupation is the job you spent most hours doing in the last 12 months. If you have not worked in the last 12 months, please state your previous occupation. If you have not worked for the past five years or more, please select "Not Stated".

뉴질랜드 워킹 홀리데이 비자 신청의 두번째 섹션, Health 입니다.

대부분의 항목; 정신병, 장애, 심장병, 암 등 여러가지 질환에 대해서 물어보기 때문에 'No' 이지만

'In the five years prior to this application, have you spent (lived in and/or visited) a combined total of 3 months in any country or countries NOT considered to be low risk for TB' 에는 반드시 'Yes' 를 체크해야 합니다.

지난 5 년동안 결핵으로부터 안전하지 않은 국가에서 3 개월 이상 체류했습니까?" 라는 질문이며 우리나라는 결핵 위험 국가이기 때문이지요.

Working Holiday Schemes Online

Home Get help for this page Terms and Conditions Close Window

PREVIOUS SAVE COMPLETE LATER NEXT

* Indicates a mandatory field.
☐ Display mandatory field error messages

The section is incomplete and/or contains errors.
 Section is complete and has no errors.

Personal **Health** Character Working Holiday Specific

This section will help us determine whether you will meet our health requirements.
 Before completing these questions you must read our [Health requirements leaflet \(NZIS 1121\)](#). This leaflet will tell you about the requirements you may be required to complete to have this application considered.

Do you have a medical condition that requires, or may require, renal dialysis during your intended stay in New Zealand?

Do you have active tuberculosis (TB)?

Do you have any of the following medical condition(s):

- Cancer
- Heart disease

Do you have any medical condition(s) that currently requires, or may require during your intended stay in New Zealand:

- Hospitalisation
- Residential care (residential care is long-term care provided in a live-in facility such as a facility for people with a physical or psychiatric disability and includes 24 hour supervision)
- Residential care (residential care is long-term care provided in a live-in facility such as a facility for people with a physical or psychiatric disability and includes 24 hour supervision)

Are you pregnant?

If you answered "yes" to any of the questions above please provide details (you may be required to provide further information on your medical condition).

In the five years prior to this application, have you spent (lived in and/or visited) a combined total of 3 months in any country or countries NOT considered to be low risk for TB.

If you are a passport holder of a country NOT considered low risk for TB you may be required to submit an x-ray certificate when you submit this application.

Important - please check the information you have entered carefully to ensure it is correct before going to the next section.

PREVIOUS SAVE COMPLETE LATER NEXT

© 2003 Immigration New Zealand. All rights reserved. Version 19.0.3.8.

세번째 단계! Character 섹션 입니다.

여기서는 범죄 및 전과 경력을 물어보며 다른 국가에서 추방 된 적이 있는지 물어봅니다. 'No' 라고 체크를 해야 겠지요?

Working Holiday Schemes Online

Home

Get help for this page Terms and Conditions Close Window

PREVIOUS SAVE COMPLETE LATER NEXT

* Indicates a mandatory field.
☐ Display mandatory field error messages

Personal Health Character **Working Holiday Specific**

This section will help us determine whether you are acceptable on character grounds for a visa.

Have you ever been convicted of any offence for which you have been sentenced to a term of imprisonment of 5 years or more, or for an indeterminate period capable of running for 5 years or more?

Have you, in the 10 years preceding this application, ever been convicted of any offence for which you have been sentenced to imprisonment for a term of 12 months or more, or for an indeterminate period capable of running for 12 months or more?

Do you have a New Zealand removal order in force against you?

Have you ever been deported from New Zealand or any other country?

If yes, please advise the date of your deportation and the country from which you were deported:

Date:

Country:

Have you been charged?

Have you been convicted?

Are you currently under investigation for any offence(s) against the law in any country; or

- Excluded from or refused entry to
- Removed from or asked to leave any country?

If yes please provide details

Important - please check the information you have entered carefully to ensure it is correct before going to the next section.

PREVIOUS SAVE COMPLETE LATER NEXT

마지막, 네번째 단계입니다. 여기서는 조금 더 자세한 뉴질랜드 워킹 홀리데이 계획 및 정보를 원합니다.

Working Holiday Schemes Online

Home

Get help for this page Terms and Conditions Close Window

PREVIOUS SAVE COMPLETE LATER NEXT

* Indicates a mandatory field.
☐ Display mandatory field error messages

Personal Health Character **Working Holiday Specific**

IMPORTANT NOTE - The information you have provided indicates that you are currently residing outside **New Zealand**. If this information is NOT correct it is essential that you return to the "Personal Details" Screen and change the country you have selected.

Have you previously been issued a New Zealand Working Holiday Visa?

Note: You must answer "Yes" even if you did not use this visa.

Do you have sufficient funds available for your Working Holiday in New Zealand? Check the amount of funds you will need here.

Note: You must be able to present evidence of your funds upon request.

Please enter the date you intend to travel to New Zealand

Have you been to NZ before?

If yes, when?

Do you have sufficient funds to purchase an outward ticket when you are due to leave New Zealand?

Note: You must be able to present evidence of your funds upon request.

Do you meet the [specific requirements](#) for the scheme you are applying for?

Important - please check the information you have entered carefully to ensure it is correct before going to the next section.

PREVIOUS SAVE COMPLETE LATER NEXT

© 2003 Immigration New Zealand. All rights reserved. Version 19.0.4.1.

"Have you previously been issued a New Zealand Working Holiday Visa?" = "이전에 뉴질랜드 워킹 홀리데이 비자를 발급받은 적이 있나요?" 당연히 'No' 입니다.
 단 한번만 받을 수 있는 비자이기 때문에 'NO' 라고 답변해야 합니다.

"Do you have sufficient funds available for your Working Holiday in New Zealand? Check the amount of funds you will need here." = "뉴질랜드 워킹 홀리데이 체류하며 충분한 자금이 있나요?"
 여기에 대한 답변은 'Yes' 입니다. 참고로 뉴질랜드 이민성은 워홀 최소 체류 비용을 NZ\$ 4,200 로 봅니다.

"Please enter the date you intend to travel to New Zealand" = "뉴질랜드 입국 예정일을 입력해주세요" 가장 많이 듣는 질문 중에 하나입니다. 정확한 날짜가 아니어도 대략 입국을 계획하는 날짜를 입력하면 됩니다. 뉴질랜드 워킹 홀리데이 비자는 신청일로 1년의 유효기간이기 때문에 2018년 5월 15일 안의 날짜로 적어야 합니다.

"Have you been to NZ before?" = "뉴질랜드에 입국한 적이 있나요?" 입국하신 경력이 있으시면 'Yes' 처음 뉴질랜드를 가면 'No'로 답변합니다.

"If yes, when?" 바로 위 항목에서 'yes'를 체크했다면 이전 뉴질랜드 입국 날짜를 입력합니다.

"Do you have sufficient funds to purchase an outward ticket when you are due to leave New Zealand?" = "뉴질랜드 출국할 때 구입할 항공권 자금이 충분히 있나요?" 답변은 'Yes'입니다.

"Do you meet the specific requirements for the scheme you are applying for?" = "뉴질랜드 워킹 홀리데이 비자 신청에 명확한 조건들을 충족하나요?" 답변은 'Yes'입니다.

지금까지 먼저 쌓인 영어 사전을 뒤져가며 신청서 작성하느라 고생하셨습니다. 다음 화면에서 모두 'Yes'를 클릭하시고 4개 섹션에 필요한 모든 질문에 답변이 되었다면 'Submit' 버튼이 나옵니다. 'Submit' 버튼을 눌러주세요.

그러면 다음과 같은 화면이 뜨게 되는데, 동의하는지에 대한 질문이므로 모든 사항에 'Yes'로 체크합니다. 그 후 하단 'Submit'을 눌러주세요.

이제 비자 신청의 마지막 단계인 '신청비 납부' 입니다.



"Pay Now"를 클릭하고 준비한 Visa 또는 Master card 로 뉴질랜드 워킹 홀리데이 비자 신청비를 납부하면 됩니다.

카드 결제가 모두 끝나면 영수증이 화면에 나오게 되는데 그 화면을 'save as' 로 하셔서 pdf 로 저장하시거나 캡처하시기를 추천드립니다. 이로써 2017 년도 뉴질랜드 워킹 홀리데이 신청은 완료되었습니다.

이후 신청서에 문제가 없다면 2 주 안으로 뉴질랜드 이민성으로부터 '신체검사'를 받으라는 메일이 도착 할 것이며 지정 병원에서 신체검사; X-ray 를 받고 비자 승인 결과를 기다리면 됩니다.

수고하셨습니다!